



Portion Plus Topping Dispenser

Dispenses Dry Mix Topping and Particulate

Equipment Manual

English (Rev A)
P/N 291035

Manufactured by

AUTOMATED EQUIPMENT LLC

5140 Moundview Dr
Red Wing, MN 55066
U.S.A.

PHONE: 1 (800) 248-2724

1 (651) 385-2273

FAX: 1 (651) 385-2166

SERVICE FAX: 1 (651) 385-2172

For Service in the US and Canada, Call:

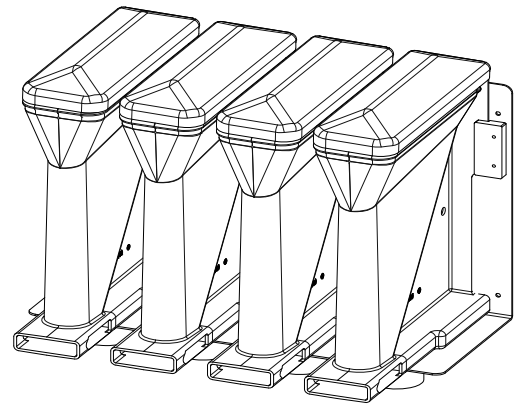
1 (800) 248-2724

[http:// www.autoequipllc.com](http://www.autoequipllc.com)

Business Hours: 8:00 AM – 5:00 PM CST

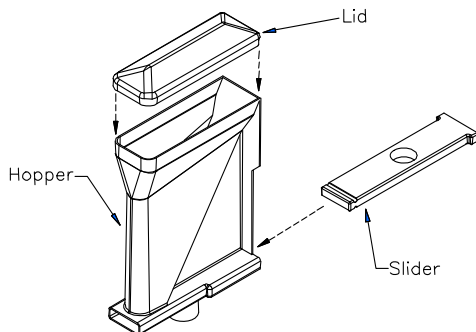
After hours, your call will be handled by a pager service;

A Technical Support Representative will return your call.



Description and Use

The Portion Plus Dry Mix Topping and Particulate Dispenser is a hand operated device designed to dispense a consistent volume of dry mix product in 1oz, 1.5 oz and 2 oz portions. Each Hopper consists of a Hopper, a Lid, and a Portion Slider. Each Hopper holds approximately 1 gallon, (3.8L). A Hopper Mounting Bracket is also required to attach the Dispenser Assembly to a wall or vertical surface.



Dimensions and Specifications

Hopper Specifications:

Single Hopper w/Lid and Portion Slider

Dimensions: 4.5" wide x 20" high x 16" deep
(11.34 cm wide x 50.8 cm high x 40.64 cm deep)

Weight: 6 lbs (2.72 Kg)

Capacity: 1 gallon each (3.8L)

Note: One Hopper full of product can add up to 15 lbs (6.8 Kg)

4 Hopper Assembly with Sliders and Mounting Bracket Specifications:

4 Hopper Assembly, Mounting Bracket with 4 Hoppers, Lids and Sliders

Dimensions: 22.5" wide x 20" high x 16" deep
(57.15 cm wide x 50.8 cm high x 40.64 cm deep)

Weight: 25 lbs (11.34 Kg)

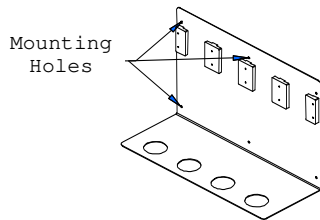
Note: Four Hoppers full of product can add up to 60 lbs (27.22Kg)

Installation

The Portion Plus Dry Mix Topping and Particulate Dispenser should be mounted on a wall or vertical surface using a Hopper Mounting Bracket. The Hopper Mounting Bracket is a permanently mounted fixture that holds four Dispensers side by side and allows for efficient operation and easy removal of the dispensers for filling and cleaning. When choosing a location for the Mounting Bracket consideration should be given to the placement so that the Dispenser is at a comfortable height and is not interfering with other equipment. It is recommended that the distance from the floor to the bottom of the edge of the Bracket be in the range of 50 to 55 inches. This will ensure a comfortable operating height for employees and provide clearance for other equipment below the Dispenser.

The complete 4 Hopper Assembly measures 22.5" wide, 20" high and 16" deep (57.15 cm wide x 50.8 cm high x 40.64 cm deep) with the Portion Sliders installed. The assembled weight (empty) is 25 lbs (11.34 Kg).

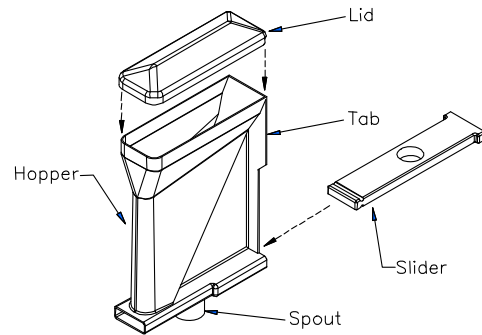
Hopper Mounting Bracket



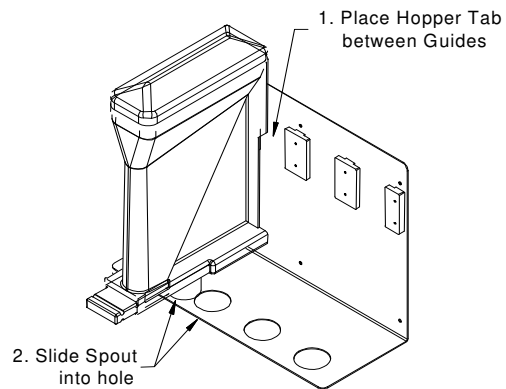
It is the responsibility of the purchaser to ensure that the Hopper Mounting Bracket is level and securely attached to the wall. Be advised that different wall or vertical surfaces require special fasteners and a fully loaded 4 Hopper Assembly could weigh 90 lbs (40.82 Kg). A qualified contractor may be required for installation.

Assembly and Operation

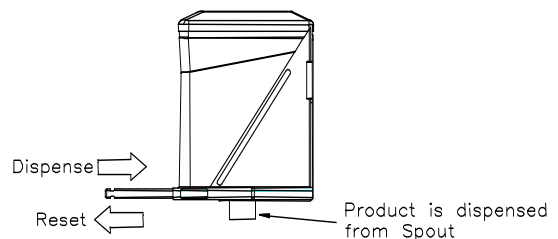
1. Install the Lid and Slider on the Hopper. Note the location of the Tabs and Spout.



2. Place an assembled Hopper onto the Mounting Bracket. The Tabs on the back of the Hopper fit underneath the edges of the Mounting Guides.



3. To operate the Dispenser, place a container under the spout. Push the Slider to dispense product. Pull the Slider back to reset for the next dispense.



Cleaning

- Use water, a soft brush and mild detergent to thoroughly clean all parts of the Dispenser.
- Do not use abrasive cleaning pads or cleansers.
- Frequent cleaning will prevent food buildup on the sliding parts and ensure proper operation.

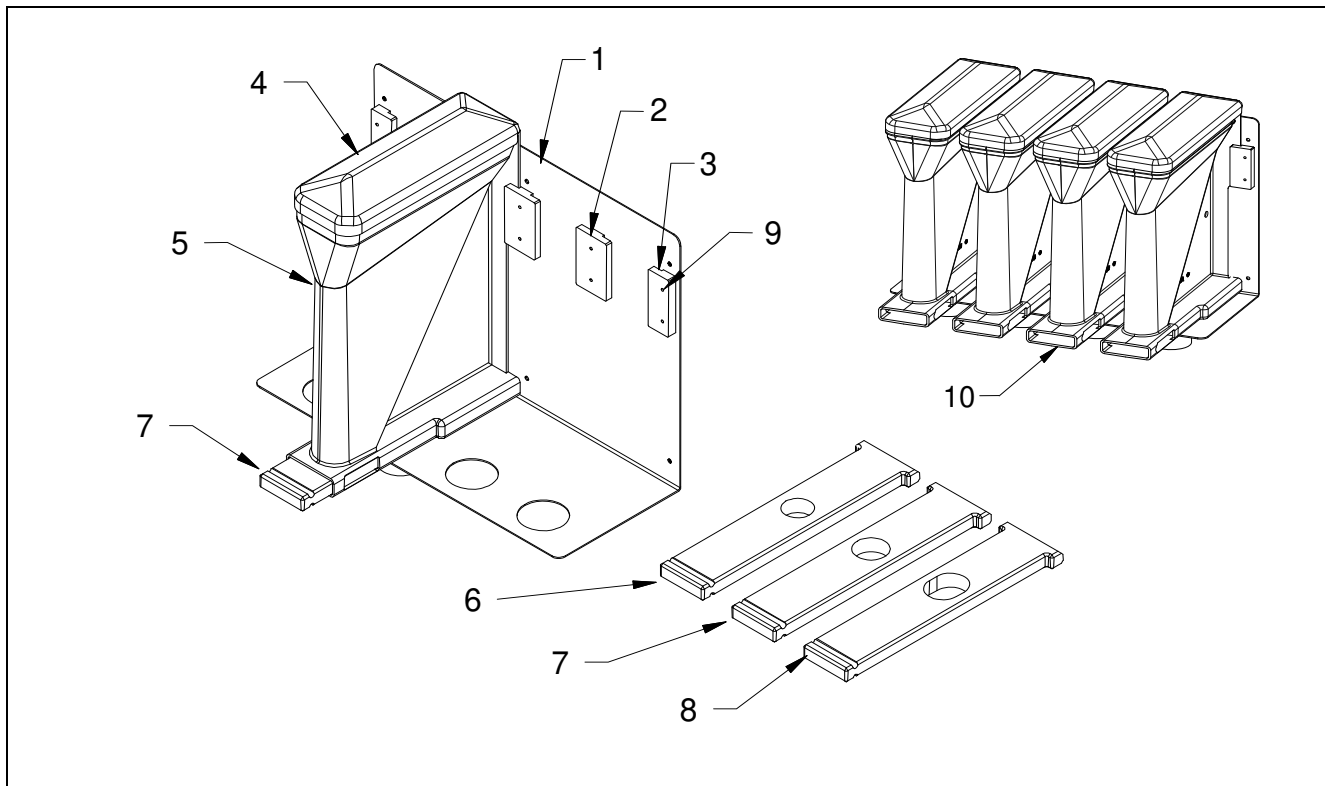
Warning!

- Do not use a dishwasher to clean the Dispenser components. Hand wash only.
- Do not use excessive force to operate the Sliders.
- Dispense dry products only. Do not attempt to dispense frozen or liquid products.
- Do not attach or hang other material or equipment on the Mounting Bracket or Hopper Assembly.

Warranty Information

The Hopper, Lid, Slide, and Mounting Bracket are warranted to be free from manufacturing defects in material or workmanship for one (1) year. The warranty period commences on the shipping date and applies only to the original purchaser. Except as otherwise provided herein, Automated Equipment LLC, makes no other warranties, expressed or implied, and specifically disclaims any warranty of merchantability or fitness for particular purpose. Automated Equipment LLC, shall not be liable for any direct, indirect, consequential damages (including damages for loss of business profits, business interruption, loss of business information and the like) arising out of the use of or inability to use this product. This warranty is void if the product is not functioning correctly due to abuse or neglect by the purchaser, its employees, agents, or other representatives either by breaking, bending, misuse, abuse, dropping, alteration, improper installation or maintenance, or any other form of neglect or improper usage. This warranty does not cover damage to the product caused by natural causes such as lightning, flood, fire, tornadoes, or other acts of God. This warranty is governed by the substantive laws of Minnesota, USA, without giving effect to the conflict of law provisions.

The information in this manual is subject to change without notice. In no event will Automated Equipment LLC, be liable for technical or editorial omissions made herein; nor for direct, special, incidental, or consequential damages resulting from the furnishing, performance, or use of this material.



Parts List

Item	Part #	Description	Item	Part #	Description and Part number
1	290793	Mounting Bracket (only)	6	291026	1.0 Ounce Portion Slider (Red)
1	291327	Mounting Bracket w/Guides	7	290795	1.5 Ounce Portion Slider (White)
2	290792	Mounting Guide, Double	8	291025	2.0 Ounce Portion Slider (Blue)
3	290791	Mounting Guide, Single	9	213556	Screw, 8-32 x 5/8" Stainless steel
4	290796	Lid	10	290799	4 Hopper Assembly w/o Slides
5	290794	Hopper without Lid		291008	Brush, Cleaning (not shown)